

# Bill Payment Guide for your American Express® Card

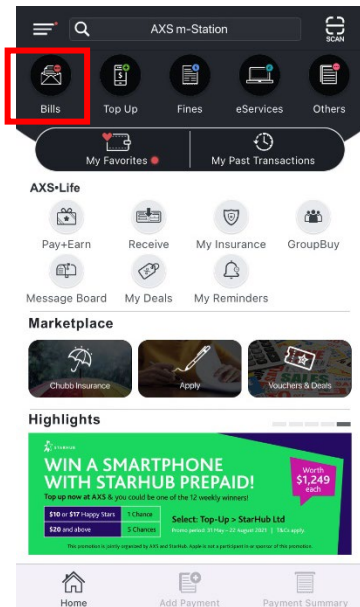
## Contents

1. AXS .....	2
a. AXS m-Station .....	2
b. AXS Station.....	5
2. Internet Banking (Desktop).....	6
a. DBS / POSB.....	6
b. OCBC.....	8
c. UOB .....	10
3. Internet Banking (Mobile app).....	12
a. DBS / POSB.....	12
b. OCBC.....	14
c. UOB .....	16



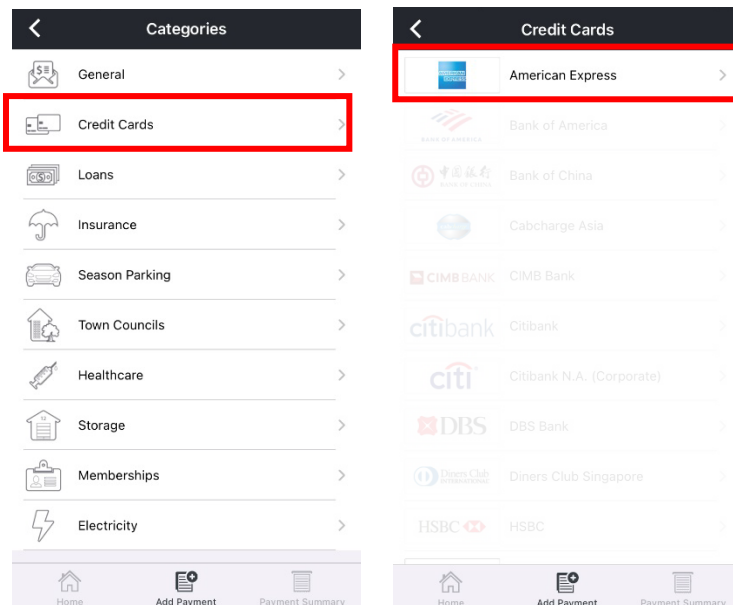
## 1. AXS

### a. AXS m-Station



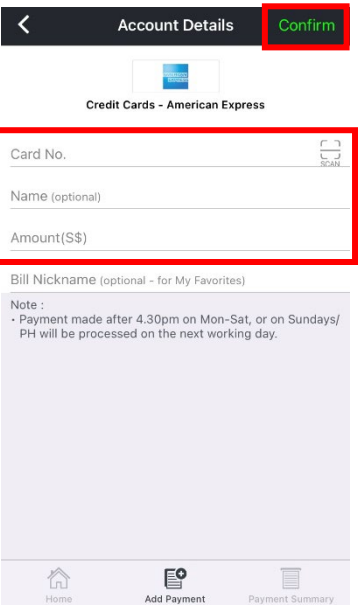

Download the AXS m-Station app from [App Store](#) or [Google Play](#).

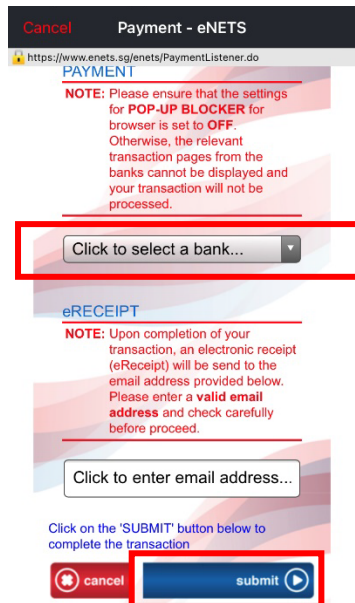
On the AXS m-Station homepage, select 'Bills'



Select 'Credit Cards'  
and select 'American Express'

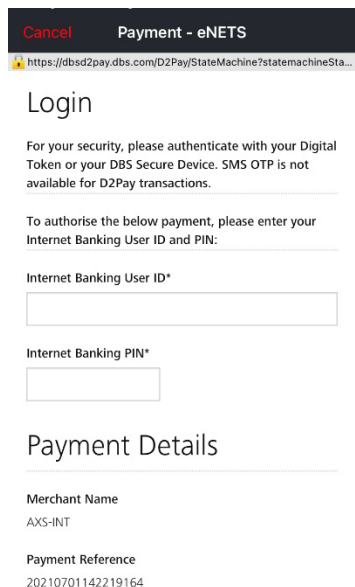


	<p>Enter your 15-digit Card number under the 'Card No.' field, your name as printed on your Card and the payment amount.</p> <p>Select 'Confirm' on the top right corner of the screen.</p> <p>Check your details on the 'Payment Summary' page and select 'Pay Now' on the top right corner of the screen.</p>
	<p>Select 'eNETS' or any other preferred payment mode and enter your details to complete the payment transaction.</p>



If you selected 'eNETS', you will be re-directed to an eNETS page within the app.

Select your bank from the drop-down menu shown and select the blue 'submit' button at the bottom right corner of the screen.



You will be re-directed to your selected bank's internet banking login page.

Enter your details on screen to log in and complete the payment transaction.



b. AXS Station



AXS Station is a one-stop self-service terminal that provides you with comprehensive bill payment services.

With over 700 AXS Stations island-wide operating 24 hours daily, the AXS Station network has grown to be the largest public broadband transactional terminal network in Singapore.

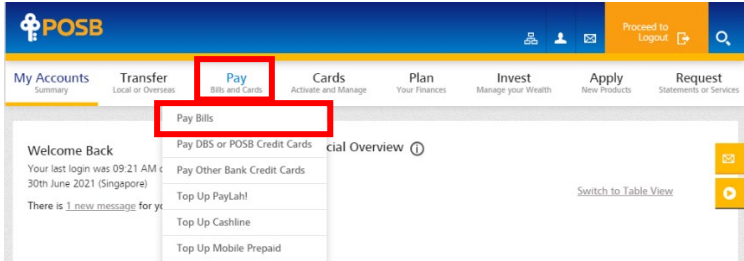
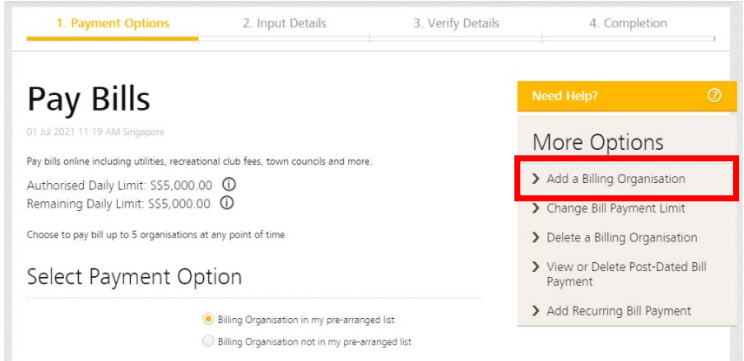
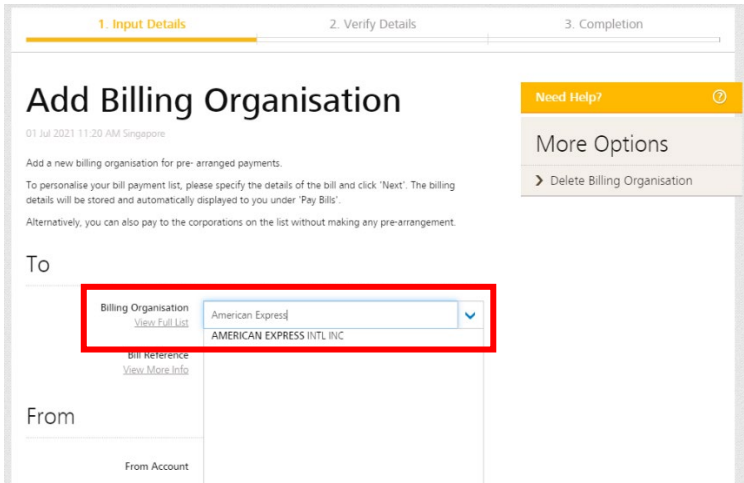
Simply follow the steps below for your bill payment:

1. Select "Bills" from the main menu
2. Select "Credit Cards" and "American Express"
3. Enter your 15-digit credit card number and enter your payment amount
4. Review & confirm details and the payment amount
5. Select "Proceed to Pay" and follow the on-screen instructions to complete your transaction.



## 2. Internet Banking (Desktop)

### a. DBS / POSB iBanking

	<p>Log in to your DBS or POSB internet banking account.</p> <p>On the main page, select 'Pay Bills and Cards' from the top menu bar → Click on 'Pay Bills'.</p>
	<p>Under the section 'More Options', click on 'Add a Billing Organisation'.</p>
	<p>Click the drop-down menu under the 'Billing Organisation' field and search for 'American Express'.</p> <p>Select 'AMERICAN EXPRESS INTL INC' when found.</p>



1. Input Details

2. Verify Details

## Add Billing Organisation

01 Jul 2021 11:20 AM Singapore

Add a new billing organisation for pre-arranged payments.

To personalise your bill payment list, please specify the details of the bill and click 'Next'. The billing details will be stored and automatically displayed to you under 'Pay Bills'.

Alternatively, you can also pay to the corporations on the list without making any pre-arrangement.

To

Billing Organisation  
[View Full List](#) American Express

Bill Reference  
[View More Info](#)

From

From Account Please select ...

Note:

- The above service can only be performed via a SGD account.

Cancel

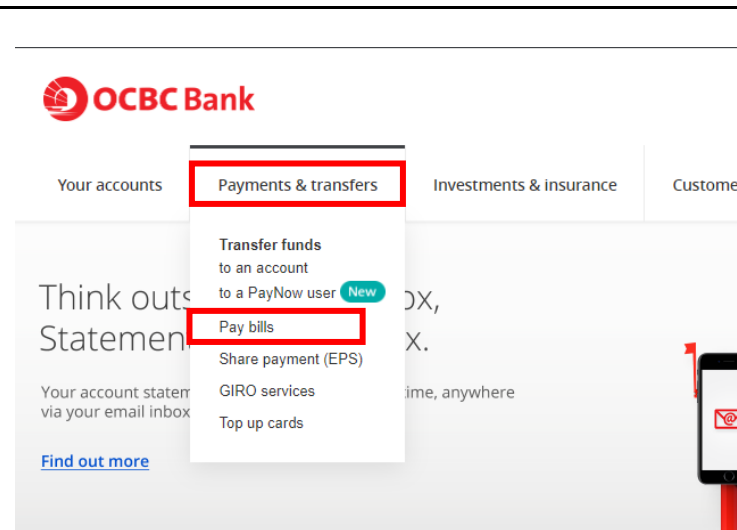
Next

Enter your 15-digit Card number under the 'Bill Reference' field.

Select the bank account which you would like to debit the payment from under the 'From Account' menu.

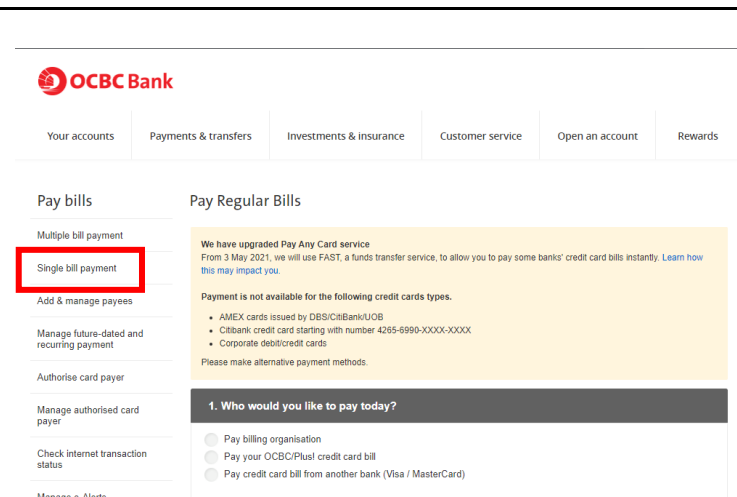
Click 'Next' to verify your details and enter the payment amount.

## b. OCBC iBanking

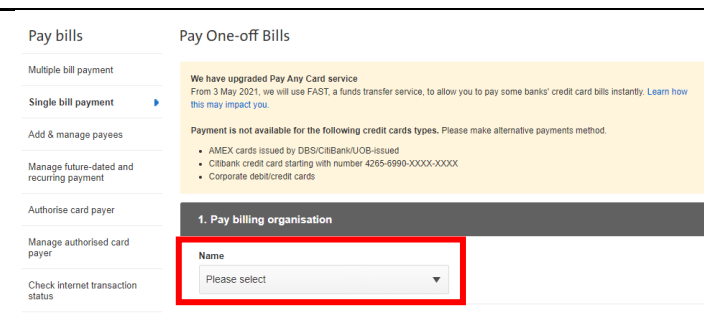


Log in to your OCBC internet banking account.

On the main page, select 'Payments & transfers' from the top menu bar →  
Click on 'Pay bills'.



Under the 'Pay bills' left menu bar, click on 'Single bill payment'



Click on the drop-down menu under the section '1. Pay billing organisation'.





Please select

Pay another bank's bills

AMERICAN EXPRESS INTERNATIONAL INC.

BOS CENTRE CAR PARK

BUNIT DATOK DRIVING CENTRE LTD

CGS-CMB SECURITIES (SINGAPORE) PTE LTD

CHINESE SWIMMING CLUB

COURTS (SINGAPORE) LTD

DINERS CLUB (SINGAPORE) PTE LTD

GENECO - SERAYA ENERGY

GREAT EASTERN GENERAL INSURANCE

GREAT EASTERN LIFE ASSURANCE (16 DIGIT)

GREAT EASTERN LIFE ASSURANCE (5 DIGIT)

HOB-COMMERCIAL RENT & CHARGES

HOB-HOUSING LOAN INSTALMENT

HOB-LATE PAYMENT CHARGES (HOUSING LOAN)

HOB-LATE PAYMENT CHARGES-RESIDENTIAL RENT

HOB-RESIDENTIAL RENT

Please select

Select 'AMERICAN EXPRESS INTL INC'  
from the drop-down menu.

## Pay bills

### Pay One-off Bills

Multiple bill payment

Single bill payment

Add & manage payees

Manage future-dated and recurring payment

Authorise card payer

Manage authorised card payer

Check internet transaction status

[Manage e-Alerts](#)

**We have upgraded Pay Any Card service**

From 3 May 2021, we will use FAST, a funds transfer service, to allow you to pay some banks' credit card bills. [this may impact you.](#)

Payment is not available for the following credit cards types. Please make alternative payments method.


- AMEX cards issued by DBS/CitiBank/UOB-issued
- Citibank credit card starting with number 4265-6990-XXXX-XXXX
- Corporate debit/credit cards

## 1. Pay billing organisation

Name

AMERICAN EXPRESS INTERNATIONAL INC.

Bill Reference No



## 2. Payment details

Amount (SGD)

**Asymptotic state**

01 Jul 2021

Pay from

Please select

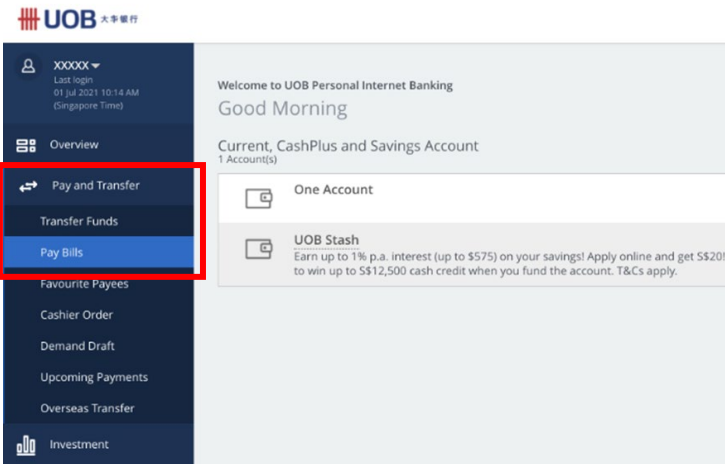
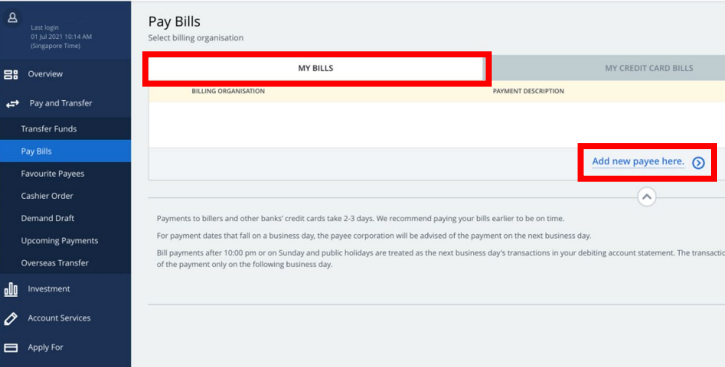
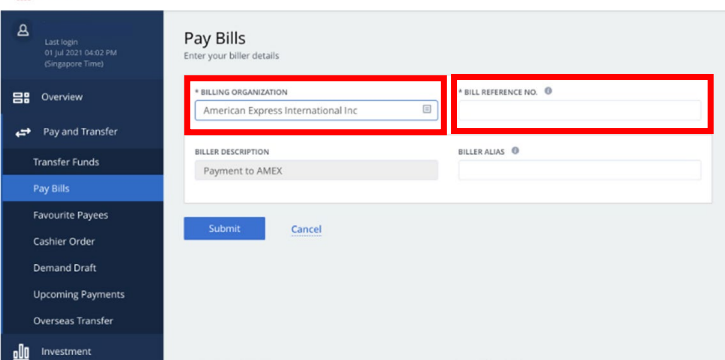
Enter your 15-digit Card number under the 'Bill Reference No' field.

Enter your payment amount in the section '2. Payment details' and select the bank account which you would like to debit the payment from under the 'Pay from' drop-down menu.

Click 'Next' to verify your details and confirm the payment.



### c. UOB iBanking

	<p>Log in to your UOB internet banking account.</p> <p>On the home page, select 'Pay and Transfer' from the left menu bar → Click on 'Pay Bills'.</p>
	<p>Select the 'My Bills' tab and click on the 'Add new payee here' button.</p>
	<p>Select 'American Express International Inc' in the 'Billing Organization' drop-down menu.</p> <p>Enter your 15-digit Card number under the 'Bill Reference No.' field.</p> <p>Click 'Submit'.</p>



ShortcutsHelpLogout

My Credit Card Bills

Enter your credit card payment details

Remaining monthly bill payment limit  
SGD 20000.00

TO

American Express International Inc

AMOUNT

SGD

FROM

Select Account

WHEN

01/07/2021

RECURRING

COMMENTS

Payments to billers and other banks' credit cards take 2-3 days. We recommend paying your bills earlier to be on time.  
For payment dates that fall on a business day, the payee corporation will be advised of the payment on the next business day.  
Bill payments after 10:00 pm or on Sunday and public holidays are treated as the next business day's transactions in your debiting account statement. The transaction date reflected in your account statement will be that of the next business day. The payee corporation will be advised of the payment only on the following business day.

Continue

Cancel

Copyright © 2021 United Overseas Bank Limited Co.  
Reg No. 113200000027. All Rights Reserved.

Terms & Conditions

Privacy & Security

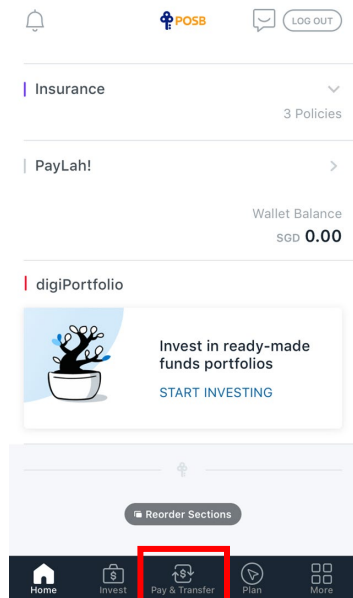
Enter your payment amount and select the bank account which you would like to debit the payment from under the 'Select Account' drop-down menu.

Click 'Continue' to verify your details and confirm the payment.

11

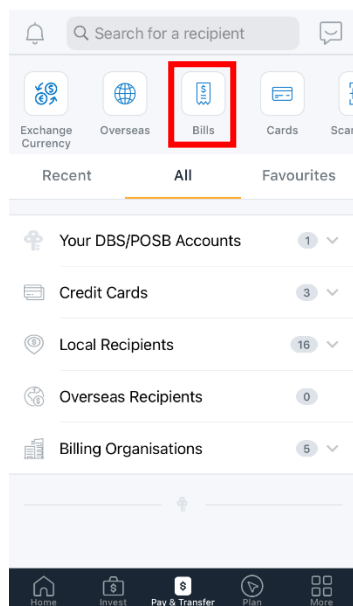
### 3. Internet Banking (Mobile app)

#### a. DBS / POSB mobile app



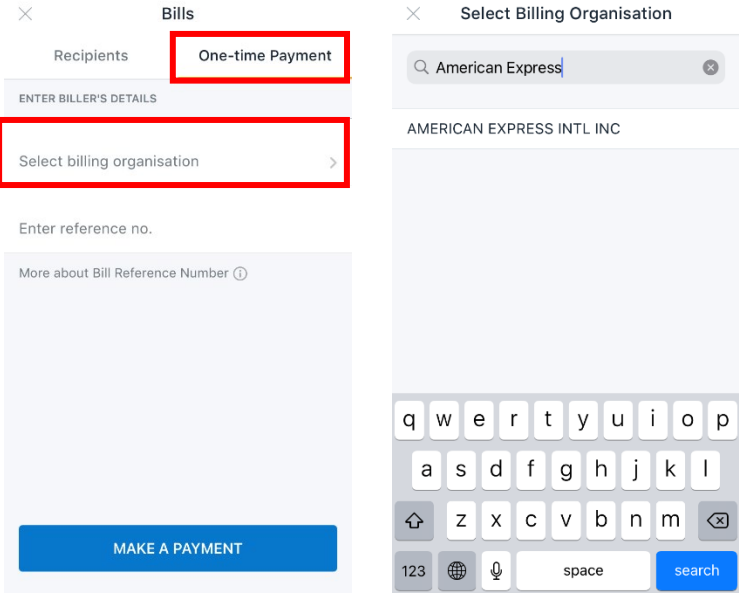
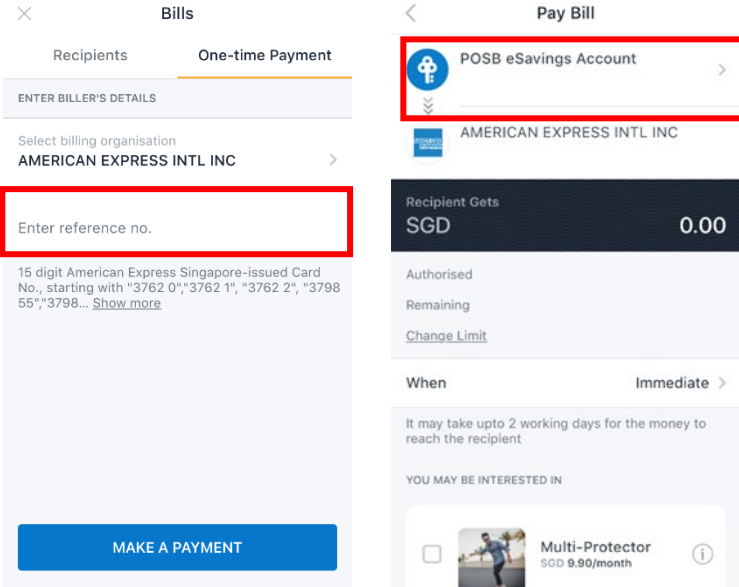
Log in to your DBS or POSB mobile banking app.

On the home screen, select 'Pay & Transfer' from the menu bar at the bottom of your screen.



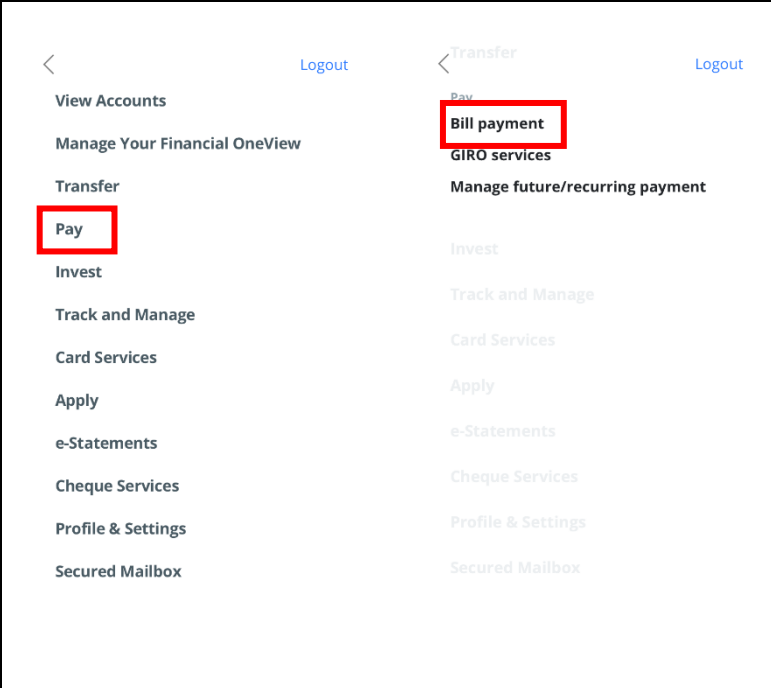
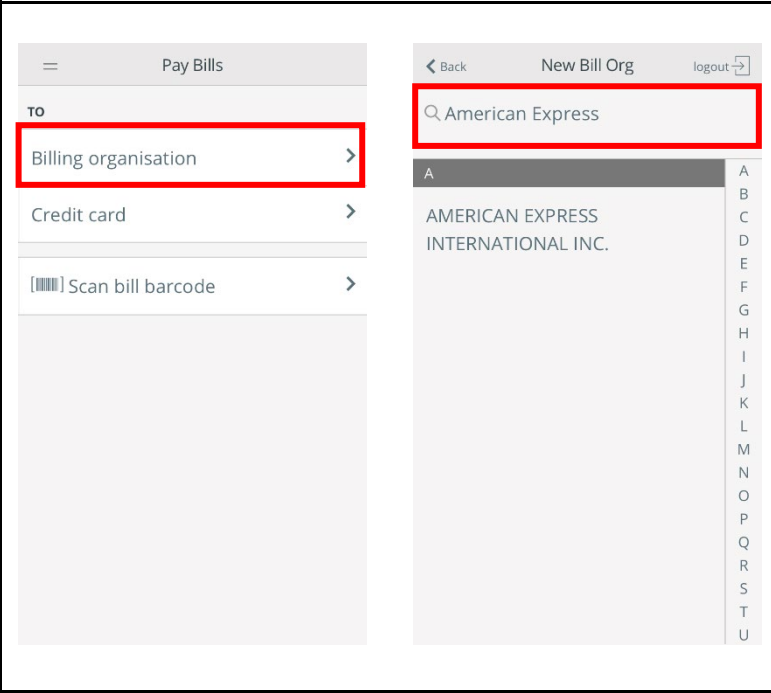
Select the 'Bills' icon on the next screen.



	<p>Under the 'Bills' screen, select the tab 'One-time Payment'.</p> <p>Next, select 'Billing organisation' and search for 'American Express' and select 'AMERICAN EXPRESS INTL INC'.</p>
	<p>Enter your 15-digit Card number in the 'reference no.' field and select 'Make A Payment' at the bottom of the screen.</p> <p>On the next screen, select the bank account which you would like to debit the payment from and enter the payment amount.</p> <p>Select the confirmation button to proceed.</p>



b. OCBC mobile app

 <p>The image shows the OCBC mobile app home screen. On the left, there is a menu with options: View Accounts, Manage Your Financial OneView, Transfer, Pay (highlighted with a red box), Invest, Track and Manage, Card Services, Apply, e-Statements, Cheque Services, Profile &amp; Settings, and Secured Mailbox. On the right, there is a 'Transfer' section with options: Pay (highlighted with a red box), Bill payment (highlighted with a red box), GIRO services, Manage future/recurring payment, Invest, Track and Manage, Card Services, Apply, e-Statements, Cheque Services, Profile &amp; Settings, and Secured Mailbox. A 'Logout' link is visible in the top right corner.</p>	<p>Log in to your OCBC mobile banking app.</p> <p>On the home screen, navigate to the menu drop-down on the top left corner of your screen and select 'Pay', followed by 'Bill payment'.</p>
 <p>The image shows the 'Pay Bills' screen in the OCBC mobile app. On the left, there is a 'TO' section with options: Billing organisation (highlighted with a red box), Credit card, and Scan bill barcode. On the right, there is a 'New Bill Org' section with a search bar containing 'American Express' (highlighted with a red box) and a list of search results: AMERICAN EXPRESS INTERNATIONAL INC. (highlighted with a red box). A 'Logout' link is visible in the top right corner.</p>	<p>Select 'Billing organisation'.</p> <p>A menu will appear: enter 'American Express' in the search bar and select 'AMERICAN EXPRESS INTERNATIONAL INC.' from the menu.</p>



< Back Pay Bills

Bill reference no.:

Date

30 Jun 2021

Amount - SGD

Slide to Submit 0.00

Done

Q W E R T Y U I O P

A S D F G H J K L

↑ Z X C V B N M ↵

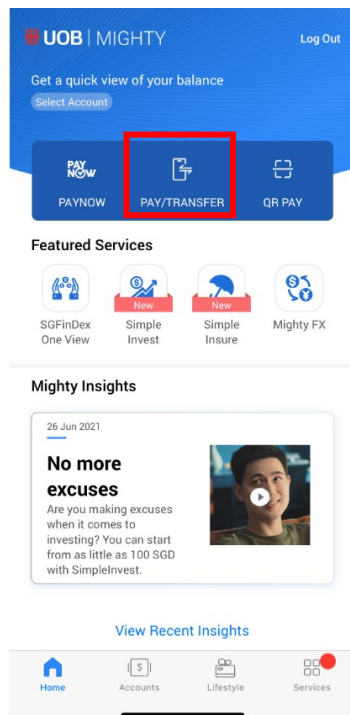
123 globe microphone space return

Enter your 15-digit Card number in the 'Bill reference no.' field and enter the payment amount in the payment field.

Swipe the 'Slide to Submit' button to complete the payment.



c. UOB mobile app



Log in to your UOB mobile banking app.

On the home screen, select the 'Pay/ Transfer' icon.

**Add**

**Payee** **Biller**

Type  
Credit card

Bank  
American Express International Inc

Credit Card No.

Omit dashes

Think twice before you pay/transfer! There has been an increase in scams lately - be extra sure you are sending money to someone you trust. [Learn more](#)

Payee Name

This name will be shown on your Payee list.

**Next**

Type → Select 'Credit card'

Bank → Select 'American Express International Inc'

Enter your 15-digit Card number and select 'Next' to confirm your payment.